

TPPC Monthly Competition Categories and Definitions

Colour

Any photograph that is not monochrome. A monochrome photograph that has been partially toned or had colour

Refer to **General Criteria** section for more information relevant to this category.

Black and White (monochrome)

An image that combines black and white as various shades of grey is a monochrome work. A photograph containing shades of a single colour (known as toning) is also a monochrome work.

If toning is carried out, it must be over the total photograph. Partial toning and/or the addition of one extra colour is not acceptable as a monochrome; this becomes a colour work.

Colour images can be converted to monochrome.

Refer to **General Criteria** section for more information relevant to this category.

Macro / Close Up

A macro / close up image is one where the subject of the photograph is usually very small, or contains very small detail of a larger object. The resultant photograph is “larger than life size”.

Macro photographs are normally taken from an extreme close-up distance. The image, as projected onto the sensor plane, becomes equal to life size or greater. Macro photographs are normally taken using a macro lens, reversed lenses, extension tubes or bellows.

Photographs taken with a zoom lens that is optically cropped such that the resultant photograph is “larger than life size” are permitted in this category. Images that are substantially cropped using software to make them “larger than life size” are not permitted.

Refer to **General Criteria** section for more information relevant to this category.

TPPC Monthly Competition Categories and Definitions

Creative / Altered Reality

An image created in the author's imagination beyond what is seen through the camera's lens. This includes: zoomed photographs, double exposures, etc. as well as images manipulated in various computer software programmes. The final result must be all the photographer's own work, including the original image.

And /or

Creative or experimental images displaying a novel effect because of an unusual combination of objects and/or unusual viewpoint. Photographs in which the images have been modified during or after exposure by using an experimental technique or digital manipulation processes is allowed. The image must always have a basic photographic component and have been exposed by the photographer.

General Criteria

Applicable to the Colour, Black and White, and Macro Categories

Focus stacking, exposure blending, HDR, dodging/burning and cropping are permitted. Techniques that remove elements added by the camera, such as dust spots and digital noise, are also allowed.

General exposure, white balance, contrast, hue, saturation, lens correction, and sharpen adjustments are allowed, provided the resulting photograph maintains the integrity of the original subject.

Minor edits to remove distractions and improve the artistic impact of the photograph are permitted so long as they do not alter the truth of the primary subject.

The addition, removal, alteration, or relocation of major elements within the image is not allowed. This includes but is not limited to animals, plants, people, and man-made structures.

Compositing of different scenes is not allowed.

Blur or glow effects are not permitted.

Perspective/focal length blending is not permitted.

Warping, stretching or other image manipulations are not permitted.

TPPC Monthly Competition Categories and Definitions

Example Images




Note: The images shown may not have been cropped to the required 3:2 aspect ratio (8"x12" or A4). They are provided only for example purposes.

Colour	
	<p>This image is comprised of two, focus stacked, images. One image is focused on the foreground and the other is focused on the background.</p> <p>The two images have then been blended together using Photoshop.</p>
	<p>This is a single image sunrise that has been edited in Photoshop for the usual RAW file edits.</p>
	<p>This is a single image that has been edited in Photoshop for the usual RAW file edits.</p>
	<p>This is a single colour image that has been converted to black and white and masked to reveal some of the original rust on the vehicle.</p>

TPPC Monthly Competition Categories and Definitions

Example Images





Note: The images shown may not have been cropped to the required 3:2 aspect ratio (8"x12" or A4). They are provided only for example purposes.

Black and White / Monochrome	
	<p>This colour image was converted to black and white and a dark blue/grey tone applied.</p>
	<p>This colour image was converted to black and white that included modification to the colour channels to emulate a colour filter that would normally be used when shooting film.</p> <p>Selective dodging and burning has also been applied to increase the contrast.</p>
	<p>This colour image was converted to black and white and a sepia tone applied using the 'split toning' feature within Lightroom.</p>
	<p>This colour image was converted to black and white and a deep blue tone applied using the 'split toning' feature within Lightroom.</p>

TPPC Monthly Competition Categories and Definitions

Example Images





Note: The images shown may not have been cropped to the required 3:2 aspect ratio (8"x12" or A4). They are provided only for example purposes.

Macro / Close Up	
	<p>This image is comprised of 100 individual, focus stacked, frames using a macro lens that have been merged into a single image using an application called "Helicon Focus".</p> <p>The resulting image has then been edited in photoshop for the usual colour, tone, and contrast modifications.</p>
	<p>This is a single image taken with a macro lens and edited in Photoshop for the usual RAW file edits.</p>
	<p>This is a single image taken with a zoom lens at a focal length of just over 600mm. The resultant image is slightly "larger than life size".</p>
	<p>This image is made up of two exposures with both frames shot using a macro lens. The foreground and background exposures were then blended together to produce the desired level of dynamic range.</p>

TPPC Monthly Competition Categories and Definitions

Example Images

Note: The images shown may not have been cropped to the required 3:2 aspect ratio (8"x12" or A4). They are provided only for example purposes.

Creative / Altered Reality	
	<p>This is a single image that has been selectively desaturated, colour toned and had other layer affects applied using Photoshop.</p>
	<p>This is a composite of two images. The tree/water was shot during a sunrise and the moon image was taken during a full moon when some scattered clouds were present. The moon was enlarged to suit.</p> <p>The two images were blended together and selectively colour toned so the water matched the hue of the clouds.</p>
	<p>This is a single image taken at night. The top half was duplicated and mirror-imaged to produce the reflection on the bottom.</p> <p>A custom displacement map was applied to give the bottom half the appearance of moving water.</p>
	<p>The sky in this image has had digitally produced clouds added and then motion blur applied.</p> <p>The yellow in the foreground has also been accentuated to contrast more intensely with the blue in the sky.</p>